

Monthly News Letter

Boathouse 4/5 Volunteers

Sept 2016



Goodbye Summer, hello Autumn, lots of work taking place on all fronts and coming up in October is the first anniversary of the opening of 'New' Boat House 4. Must be time for a party.


Portsmouth Naval Base Property Trust



Supported by
The National Lottery
through the Heritage Lottery Fund




The Green Parrot – Progress is being made as you can see in the photo over left. Having put back the Starboard cabin side the Port side is now away for rebuild. The view over is taken from the aft of the accommodation steps



looking forward towards the engine room. Over right one of the IBTC students is in the process of weighing up the next move. I think he looks uncannily like our illustrious leader Diggory from this angle!!.



ST 1502, HSL 102 and MGB 81- – Since getting her full certification 1502 has been in use in and around the Harbour with a couple of ferry trips over to Explosions Museum and a charter with a motley crew from Neil Cave's Timeline Events photography group as can be seen over and below. This team also had MGB



81 and HSL 102 out as can be seen in the following photos. Typical boys with their toys but in this case




also shared by the girls. A good time was had by all. As ever if you would like to see any more of the action please follow

the links below to our Facebook


page <https://www.facebook.com/Boats-Afloat-Boathouse-4-66222557286452/photos> and additional links provided courtesy of Dave Kirkland who has provided some stunning action shots of both 81 and 102 www.davekirkland.co.uk/MGB81
www.davekirkland.co.uk/HSL102

Dartmouth Gig Restoration- David G and his team have made further progress with the gaps between the old planks at the top and the repaired planks lower down getting smaller by the week. David and Linden are now threatening to start work on some of the fittings. Over right we can see Whaler John and Aiden riveting up some of the nails.




Whaler Excellent – The whaler is now totally ready for her sea trials and is just waiting for the Activity Plan team to decide just what it is they are going to use her for.

Charmian – Some minor work has moved on, Fred and John 'IMRMIMGIMST' Parsons fitted some reinforcing gunwales and moved the interim Spanish windlasses up onto the reinforced section.



Shiner and Chris H moved all of the old baulks of timber away from the hull which Shiner found to be quite taxing. Over right he is either sleeping on the job or planning for his claim for industrial injury by posing with the ladder.




Far left Fay is clambering aboard ready to help John C (he is a new guy) to fit yet another Spanish windlass and over centre they are busy tightening it up. Only another 8 inches to go on each side to get her back to her slim line 9 foot 6 inch beam.

St Ayles Skiffs – Below left Janet and Graham are masking up skiff number two with skiff number one finished and upright with her rudder and thole pins fitted, she is finished in black and white whilst number two is painted in a stunning blue and white dazzle. She can be seen being craned out ready for her sea trials.






Harbour Launch D49 – She has been taken out of service temporarily due to a fuel line problem which Shiner and Chris H are investigating. In the meantime Fred and John B have progressed with some more of her upper deck seating. One of our newer guys, John C also gave Fred a hand taking off a set of seats ready for machining. Below left John B is taking the first set off up to the workshop and below right John C is in the





process of removing the second set and over right one of the sets is sitting in the vice of the volunteer's new bench (more about that later) has been machined up ready for Spud Murphy to come back in and varnish it.

Cyclops Enhancement Programme- As I told you last month we were planning to start work on Cyclops our Circa 1916 42 Foot Rowing Launch. The plan is to bring her back to a state that is representative of her original 1916 configuration as a rowing boat it will not be an historic restoration. On completion she will remain in Boathouse 4 for the foreseeable future as a static exhibit giving all of our visitors the opportunity to see her construction and fittings typical of her type and vintage. All of this work will be carried out by the volunteers.



We had our first team brief in the month and the plan was explained to the volunteers and very soon Anne C, Aiden, Trevor D and David Strickland (Our taster day man) were all busy sanding down the hull, that is until some of them found a more interesting job and gradually migrated leaving Anne and Aiden the only ones to get dusty.



In this sequence of photos those of the Monday crew that didn't fancy getting dusty take on the job of removing the propeller, here we have got Bruce and David Strickland taking off the propeller in the first two photos being chivvied along by Geoff G who looks as though he isn't going to take 'no' for an answer. Finally over left David S, who is only in for a taster day seems to have taken this job to heart and no little seized rope cutter is going to beat him into submission. Woe betide anyone that crosses Dave, I think I shall try get him to be our 'enforcer' and he can sort out any our dissenters. In the meantime John 'IMRMIMGIMST' Parsons has taken up all of the dodgy bottom board bearers and our Thursday crew took on the Port Riser removal job. The photos left





and right show this team in full flow. In the photo over left all four are line abreast with Brian E aft then Jim M and Janet C and finally Tom B trying to hide. Over right Jim M has just claimed the bragging rights for the final cut on some awkward rivets that he and Fred had been taking turns cutting off. The guys 'done good' because at the end of play about 25% of the riser had been removed as can be seen in the photo over left with sufficient space behind the steel supports to allow an angle grinder access to cut it back to size.

Let's Build a Bench Week - With an increase in the IBTC Student activity it was thought that we were in danger of having to change up into a 'hot bunk' version of musical work benches. It was decided therefore that the Volunteers would build themselves a dedicated work station. The location is in between the two Trust Boats Cyclops and Falmouth the steam cutter inside our 150 square metres work space. The next sequence of photos you can see Will, John P and John B putting together a 'big man's bench'. Below left John P is in the process of making one of the very chunky legs and below right



centre John B is making one of the top beams and finally above right Will is working with Fred gluing in some vice support

bases. He definitely picked the short straw in this as Fred had just applied an ample layer of drippy PVA glue to the pads that he is screwing into place. I am not sure how long it took him to get the glue drips out of his beard but at least his hair won't flutter in the breeze. Below left the finished article in use, I won't say it is solid but it is made out of recycled 'Damage Control' timbers off one of the

decommissioned ships from several years ago and you do need a pallet truck to move it about when the music stops. It just goes to prove everything eventually 'comes in handy' it was made from totally recycled timber and plywood.

Steam Cutter Falmouth – She is now in her interim resting place just aft of Cyclops in the slot that she will be restored. This probably won't start until the New Year so watch this space. Over left Sean, Danny and Knotty Tony are in the process of walking her around to locate her and over right David Casey and Danny are just leaning on her stem in the hope that it will move by auto kinesis.



Over left Sean, Danny and Knotty Tony are in the process of walking her around to locate her and over right David Casey and Danny are just leaning on her stem in the hope that it will move by auto kinesis.



Suggestions for next month - If you have got any ditties, lies, scandal or photos that you would like to see in print just let me know, my 'e' mail address is: - boatbitsisus@ntlworld.com. Fred is the name.