

Monthly News Letter

Boathouse 4/5 Volunteers

May 2017



Restoration projects have moved forward and the Power Boats are all ready for the annual trip to Normandy in time for the 'D' Day commemorations


Portsmouth Naval Base Property Trust



The Green Parrot – Work continues on hold for the near future.


MGB 81 and HSL 102 – Both of the boats have had a busy month overall. They both took part in the Timeline Events

Photo Charters with the resultant photos below. During the day



they did high

speed runs along the simulated white



Cliffs of Dover. These were actually in

White Cliff bay off the Isle of Wight. MGB 81 went over to the Newport Riverfest and towards the end of the month took part in the Gosport Marina Festival. Some of the photos of the Riverfest Event are shown below with Mr Knotty on the left doing clever rope work and of course, his inevitable Indian rope trick for all of the visitors. MGB 81 was used as



a tug boat for the Steam Pinnace 199 to get her over to the Gosport Marina Festival, a feat of outstanding seamanship or as Diggory described it 'A bit of a Giggle'. The photos at the top of the next page show 199 in transit and also some of the visitors looking over the boats over the weekend.



Unfortunately HSL102 experienced a mechanical failure on the 12th of the month giving Clanky Chris some unplanned maintenance work. She is destined to go over to Normandy at the front end of June as part of the 'D' Day commemorations so he had his work cut out to get her serviceable. However as usual he pulled a blinder and all is good. 'It is Alright Cinders you shall go to the ball'. Watch this space next month for how this year's visit went.

ST 1502 – She was also used as a mini tug boat to take exhibits over to the Gosport Marina Festival but this time it was the whaler Excellent that was under tow. Below she is seen in transit.



D49 – In the main she has had another quiet month with little or no work being carried out. Her seating was finished by John B and the next jobs due are to replace her stern sheets and then paint her cabins and engine room.

Cyclops Restoration Programme- The teams have moved on well in the month the framing is developing well and looking at the photos below left middle and centre they are all having far too much fun as on the left Malcolm appears to be brushing Brian E's hair and middle and right Brian E and Jim M are goading each other to seek guidance from a much higher being as Jim is seen to be praying to



the great boat restoration god in the sky. Below Tom B, Brian E and Paul



are laminating new frames whilst Jim, in true Blue Peter fashion is fairing off one that they made earlier.


In the meantime some of the other teams have been busy removing horrible glass fibre patches and taking out planking that was damaged during Cyclops's earlier working life in 1980. Below left Linden has just started to take off the internal glass fibre patch, middle is the resultant pile and over right a temporary longitudinal stringer is being developed using a plywood pattern by Jeremy and Susan H part of the Friday team.



On the outside planking progress has also been made as you can see below, left Whaler John is cutting out one of the planks whilst Geoff G in the middle has also got started along with Brian D on the right.



The net outcome can be seen below left with several of the damaged planks having been taken out and John C managing to 'photo bomb' the progress shot. Once all of the outer planks are taken away any of the inner planks that are damaged will be taken out and replaced, these will be steamed and fixed to the frames and temporary stringers and faired in. In these photos the double diagonal construction can plainly be seen. To allow this work to get this far a lot of work has been carried out by removing the starboard bilge keel and the two bilge rails most of this work is courtesy of Susan D and Jeremy of the Friday team. Jeremy C has also been making the internal temporary stringer ready for it to be fitted to the inner frames.



Above left David S, Graham and Lynne are having a very serious discussion during the Daily Team Briefing at least they told me it was serious but they just look like they are enjoying themselves, there is a lot of that about. Above middle Thursday Paul is checking his frame against his pattern, just another stage in the process before he starts to take timber off and put timber on as he will inevitably start to chase the ever changing shape of the boat. Above right Graham A and David S have just marked off another couple of thwarts and in the process of cutting them to blank lengths ready for fitting.

A little point of interest - During the month we have had contact with Tom Harrison a marine archaeologist who's group Wessex Archaeology Ltd had located a wreck of a 19th Century 42 ft Rowing Launch. He had been able to accurately date the wreck from the date stamp on the lifting eye casting. Having had a visit by Tom he pointed us in the direction of our similar fittings. One of the gun stanchion locating bronze



castings on the forward thwart used as a gun support shows the date of 30.10.15 (1915). This supports the 1915 /16 build date of Cyclops. One of her two lifting eyes however has a date



of 7.1.32, it is considered that this most probably represents the year in which the Admiralty modified her to a Motorised Rowing

Launch at the same time upgrading the lifting eyes to 10 tons from the original 9 tons. We know was in a motorised configuration by the beginning of the Second World War when she was in service on the Clyde as a victualling boat between 1939 and May 6/7 1941, when she was sunk during the Greenock Blitz.

Dartmouth Gig Restoration- David G, Linden T, Susan D and Geoff have been continuing their work on the gig. In the photo over left Geoff is just about to pounce on the broom but unfortunately he caught one of David's recently placed clamps and knocked it off the boat, my fault for asking Geoff to pose for a photo. Geoff has been



making the new rubbing strakes and very soon the upper plank and wash strake will be coming off and new /repaired planks will be going back on. In the photo above middle the tight curve of the planking adjacent to the transom can be seen, at this stage the frames have yet to go back in but this won't be started until all planks are sound. At that time we will have a mass 'steam in'.

making the new rubbing strakes and very soon the upper plank and wash strake will be coming off and new /repaired planks will be going back on. In the photo above middle the tight curve of the planking adjacent to the transom can be seen, at this stage the frames have yet to go back in but this won't be started until all planks are sound. At that time we will have a mass 'steam in'.

Motor Whaler 'Danae' – Timeant Daneios 'Let them those belonging to Danae'. Again we have had a busy month on Danae moving her nearer to going afloat. Below


left she has just had her



grey paint renewed but before that in the middle below



Tracie is rubbing down some plugs and over right Joan prepping the paintwork prior to painting. Below left John P is fitting the rubber 'D' Fender whilst just out of shot Fred, Trevor and Graham A are all pulling like mad on a line to get the rubber under tension. We don't want saggy fenders on our boat. Below left David S is laying out some bottom board planks as he starts to match up the layout to the forward half. Below that photograph he is nailing on the complete set before trimming all the cross battens to size. Below middle Jo



Above right the bundle of timbers tied together is the start of the navigation lights mast that Fred and Keith made up and below right Keith is shaping the beast and below left he has just about got to where he needed to in one day and ever the craftsman he has his set square out marking off the detail scallops. Between them Fred and Keith also made the new Sampson post and fitted it as seen over right. Finally the 'D' fender fitting group also finished their part of the job as seen below right with John P,



Trevor D pushing , pulling, drilling, screwing and cutting to get it to fit the stern post, and a good job it looks to.



Work Boat – Nimbus – Knotty Tony has had some help this month with Jim M working on her rubbing strakes and her foredeck. Whilst we are talking about Mr Knotty over right he and Danny took time out from their busy schedules for bit of a photo shoot. They look like the original 'twins tingle lingle ling' just waiting for their brother St John.



Future Projects Planning – The forward planning is on going on both the CMB and the Armed Steam Cutter Falmouth.

Suggestions for next month - If you have got any ditties, lies, scandal or photos that you would like to see in print just let me know, my 'e' mail address is: - boatbitsisus@ntlworld.com. Fred is the name.