

Monthly News Letter

Boathouse 4/5 Volunteers

August 2017




What a month! A new carrier enters port, a new addition is added to the collection, new volunteers start working with us, and lots of new opportunities are on the horizon.

**Portsmouth Naval Base
Property Trust**



The Green Parrot – Work is progressing with the coach roof support beams in place and the engine room bulkhead is being put back in place.



MGB 81– As the work progresses off site we will keep you informed so watch this space.

HSL 102 – Here she is out in Southampton water with John Dean's charter party using what appears to be our new experimental fuel saving device just forward of the



wheel house. This photo is courtesy of Richard Hellyer. This was a long charter enjoyed by everyone on board with John Dean's party who took in the sights of the Solent including the new aircraft carrier HMS Queen Elizabeth alongside in Pompey and Cunard's cruise liner Queen Elizabeth which was berthed in Southampton...both the Big Lizzies looked resplendent! Over right another enjoyable charter comes to an end, in



in this one the group are from St Mary's Church

choir from Glasgow.

Start of a new era- Talking of H.M.S. Queen Elizabeth - If you remember some months ago we featured an article on the demise of HMS Illustrious as she left Pompey for the very last time for the scrap yard.



Well, earlier in the month our new carrier H.M.S. Queen Elizabeth entered Portsmouth for the very first time. Thousands of people had made the effort to see her as she passed the Round Tower at 0710, in the photo over left she is very near the harbour entrance along with her large fleet of small boats that had tracked her in from well beyond Spit Bank Fort and over right she is well and truly coming in as she



passes the Still and West pub at the Point Old Portsmouth.

Motor Whaler Danae – She has been in use for some of our Ferry work over to Explosions Museum as an alternative to ST 1502. She had a trip round the dockyard to have a quick look at the new carrier H.M.S. Queen Elizabeth. Once we stop storing her diesel oil in her bilges and keep it in her tanks there




will be a bit less water in her fuel. I am sure the Clankies will get there eventually. John P fitted her nice varnished engraved name plates this month so now we definitely know which boat she is and we can stop calling her



'Danny'. Over left she is in use as a work platform as the guys remove a length of iron rubbing strake from D49's gunwale and on the right she is underway for a quick run round the harbour to give her engine a blast.



Cyclops Restoration Programme – This month the teams have been concentrating on her planking so that the outstanding frames can go back in. Below top left Brian D and John C are taking a short



breather from nailing whilst they pose for the camera and in the middle Brian D has just discovered his new knees aren't designed for 'das unterboten crawlink mit der



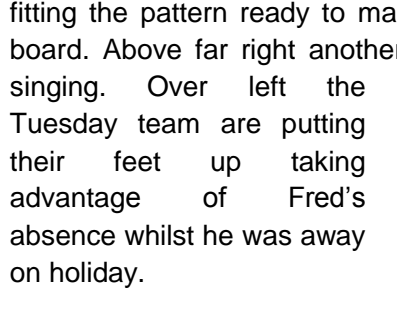
biggen hammen unt der grossen dolly knocken schticken'. Top right you can see Gillian who was on a taster day having been lumbered by Fred to plane off the surplus from one of last month's plank. I think she was OK with it as she is now one of our Friday volunteers. Next line far left Gillian's faired plank is looking good and next to that David Y has just remade a pattern for the small half width graving piece whilst bottom left Keith D and David Y are doing a dummy fit of their long through plank pattern. This was just after David had trimmed his thumb nail using Fred's little saw. In the middle John B is holding that self same pattern in place alongside a newly laid plank fitted by the Thursday team Tom B, Jim M, Brian E, Janet C, Paul, Steve, Ian and Malcolm. Once this was in place we were ready to mark the new off sets ready to mark off the Iroko plank.. Third row middle David S is giving the plank ends a good thinking about and then over right he has obviously made up his mind as he is now removing the temporary bolts from the plank ends. Bottom row left Fay is putting some calico sheathing on top of the red lead paste before we fit the new plank and over right John C is nailing an internal support plate in place. All that was left then for this stage was to mark out the new plank from the pattern so ably made by the combined efforts of Fred, David Y, Brian D, Whaler John, and Keith D.



Above left work on fitting the new plank had just started. Fay is supporting the cool end as the hot steamed end is nailed into position under the boat and then in the middle photo and much later in the day, the new plank is in place and mainly nailed up. Over right we have got Keith D, Brian D, John C, Fay P and Fred admiring the output of one day's work. 'Ain't life grand when a plan comes together' Through the month we have also had Joan M, Trevor D and Geoff G working together to move the rowlock chocks on a bit further and John P has started to remake the two rotten quarter Badges.



Above left Janet C was found working above and beyond the call of duty as she faired off yet another of the Thursday's team's planks but this time she is in working on Sunday. In the middle photo Gillian is fitting the pattern ready to mark the off sets to mark up the final board. Above far right another plank is in place bar the fat lady singing. Over left the Tuesday team are putting their feet up taking advantage of Fred's absence whilst he was away on holiday.



Dartmouth

Gig

Restoration- There has been a bit of delay on the gig as she

had been moved out of her normal resting place to accommodate the Tudor Shipwrights.

D49 – There hasn't been too much going on with the Harbour Launch this month other than some low level maintenance. Danny and the guys removed one of her upper iron rubbing strips as we showed in the Danae photos. That means there is another job to put down on the list, 'oh goody'.

Other things that happened in the month- We had our annual Summer Festival this month and again it was a big success taking in over 6000 visitors over the three days. As well as the Tudor shipwright's demonstrations on going we also had the services of a pole lathe courtesy of Mike a local pole lathe craftsman and a local Farrier Craig Bridgewater both of whom did some sterling work. The photos below show some of these activities in use by Volunteers/ helping out. Below left Brian E is using the



pole lathe whilst in the middle Fay is helping Craig flatten out some steel bar as they were making some Marlin spikes. Above right Lynne (Don't mess with me) Robbins is also helping Craig with a big man's sledge hammer. This was obviously a favourite occupation because below left Susan D is also having a go. In truth it wasn't so much as a favourite as energy sapping so we brought in as many people as we could to spread the load, other people that were conned into doing it were John C, Fred, Jon C, Len,



Seb, Below middle Tracie B is cleaning up a very rusty old cross cut saw that is due to be used in the shipwright's demos, Fay made up a new handle and Fred Sharpened it. Below



right Tom B is using an adze to fair off a grown timber from which we were going to make a matching pair of replica Tudor knees. (Perhaps they may be of use to Brian D under Cyclops when we have finished them). Over left John C is cleaving a log, using wooden wedges and mallet to make some quarter split planks.




Pontoons ahoy – Diggory managed to track down a large number of surplus pontoon segments that were going begging courtesy of our resident magpie Mr Knotty who had contacts on the Warrior. They fitted the bill for an infill of our finger pontoons. All that was needed was for some innocent souls to go and collect them and put them together. The not so innocent souls that collected them proved to be

John P, Danny C, Joan M, David S, Trevor D, and Fred. Having got them all into one place we then proceeded in bolting the beasts together and then with the help of our Clankies managed to fit some fenders and then Fay and Danny ran a le line around the edges. The photos below show some of the day's work. Left we can see a concerted effort by Chris H, Shiner W, Eddie S and Alan B as they pit their wits against an inanimate object. Enough said! Below middle Danny and Fay are fitting a mooring line around the full edge of the pontoon and over right Chris H has just told me of an excellent storage for my camera.



Over left after a good effort by all concerned the finished item is in place and fits the bill superbly giving us a perfect mooring point for Danae. Not bad seeing as though all of the modules were destined for the scrap bin if we hadn't taken them.



Delivery of our new addition to the collection - We took delivery of our new addition to the collection this month. She is Wilson Pickett, our Maltese Dghajsa (pronounced 'die-sa'). Number 482. The dghajsa was a familiar sight to sailors of the Royal Navy whenever in

Malta. These traditional craft plied the harbour as water taxis to the ships and sailors of the RN and we acquired this recently to tell that story. Many of our volunteers have a dghajsa story or two they remember and Wilson Pickett adds a touch of exotic colour to the collection. She was on the slipway over the weekend of the Festival and is now in the Boathouse where she will be given after a bit of a repaint, we will keep her in Boathouse 4. Hopefully we'll get the occasional opportunity to row her around too! The following



In 2014 the local Maltese news reported that the remains of a Phoenician boat had been discovered just off of Malta's sister island of Gozo. It dated back to 700BC, this was an exciting find and also called up the link said to exist between the Phoenician period and the Maltese gondola-style boat called *dghajsa*



Over left Ron thinks he is back on board the cruiser HMS Birmingham in Malta during the 1950s as he stands next to Wilson Pickett and over right Frank who is the engineer of the Steam Pinnacle 199 has also been transported back to



his youth in his mind. I think many of us have stories to tell featuring Malta and the classic dgħajisas along with the inevitable fried egg sarnies wrapping up a good run ashore.

Blacksmith Taster Days - Quite a few of us were treated to a taster day in the Little Duck Forge in Eastney in the month. During our day we were shown how to make a forged Beam Hook and make a copper bowl. As simple as they sound we all have a great time learning of the hidden perils of the forge. These sessions were arranged by our soon to be leaving Co-ordinator Neil Bertram. Below are a few photos of a couple of the days which were attended by a mix of IBTC Students and boat volunteers. I think that I speak for everyone that took part we would like to thank Neil for organising the



excellent opportunity and to wish him the very best of luck as he leaves us and goes on to pastures new. It has been a pleasure working with you Neil and



thank you for all of your help and support over the past few years.

Suggestions for next month - If you have got any ditties, lies, scandal or photos that you would like to see in print just let me know, my 'e' mail address is: - boatbitsisus@ntlworld.com. Fred is the name.